



Online Linguistic Support

The language assessment User guide for mobility participants

**Learn languages with Erasmus+ OLS
German - English - Spanish
French - Italian - Dutch**

Contents

1. Introduction	2
1.1 What is the purpose of this user guide?.....	2
2. System requirements	3
3. Access and log into the Erasmus+ OLS website	4
4. Complete your Erasmus+ OLS profile	6
5. Access the Erasmus+ OLS language assessment	8
6. Perform the Erasmus+ OLS language assessment	11
6.1 Grammar	11
6.2 Vocabulary	14
6.3 Key communicative phrases.....	15
6.4 Listening comprehension.....	16
6.5 Reading comprehension	19
7. Results of the language assessment	21
8. Helpdesk	26
9. Data protection	27
9.1 Disclaimer	27
9.2 Privacy statement.....	28
9.2.1 What personal information do we collect, and for what purpose?	29
9.2.2 Who has access to your information and to whom is it disclosed?	30
9.2.3 How do we protect and safeguard your information?	31
9.2.4 How can you verify and rectify your information?	31
9.2.5 How long do we keep your data?.....	32
9.2.6 Contact information	32
9.2.7 Recourse	32
9.2.8 Legal basis	33
9.3 Copyright.....	33
9.4 Contact.....	34
9.5 Cookies	34
9.6 OLS Code of Conduct	35

1. Introduction

Welcome to the Erasmus+ OLS language! This user guide is dedicated to introducing the Online Linguistic Support language assessments to you in order to ensure your results will reflect the best of your knowledge regarding the particular language you are going to work or study in during your mobility period.

1.1 What is the purpose of this user guide?

This user guide includes instructions that will help you to quickly and efficiently complete your language assessment.

First of all you will learn what the IT system requirements are for using the OLS as well as how to log into the OLS. Once you can access your account, we will explore the language assessment to see how it is structured and what it assesses. Finally, we will provide you with some tips on how to make the most of your results.

2. System requirements

Listed below are the minimum system requirements needed to successfully run the Erasmus+ OLS language assessment online:

- Operating system: Windows 8, Windows 7, Windows XP, Windows Vista, MAC OS X® 10.1;
- Screen resolution: 1024x768
- Standard audio card
- Speakers or head phones
- Browser: Internet Explorer® 7 or later; Mozilla Firefox 3.6 or later; Chrome 10 or later; Safari 5 or later
- Adobe® Flash Player 11.1.102.55 or HTML5
- Broadband Internet Connection (DSL/Cable)

3. Access and log into the Erasmus+ OLS website

Before being able to access the Erasmus+ OLS language assessments, you need to activate your user account. You should have received an automated e-mail containing your login credentials. Just follow the link provided in the e-mail to activate your account.

To log in, enter the Login and the Password you received by e-mail from your sending institution/organisation.

Once you have activated your Erasmus+ OLS account go to the following URL: www.erasmusplusols.eu to access the Erasmus+ OLS home page.

To access the login page, click on the Login button in the upper right corner of your screen.



Useful links: Disclaimer, Privacy statement, Cookies

English   Login

Erasmus+ Online Linguistic Support

Home Language assessment Language courses Contact us FAQ

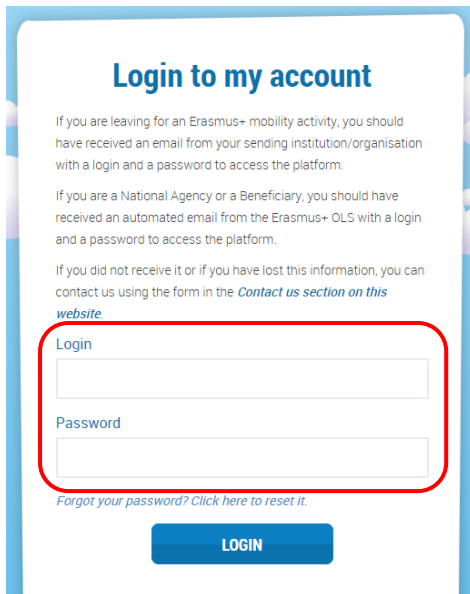
READY TO EXPERIENCE SOMETHING NEW WITH ERASMUS+?

What is the Online Linguistic Support?

Erasmus+ is the new EU programme for education, training, youth and sport for the period 2014-2020. Erasmus+ offers opportunities to study, train, gain work experience or volunteer abroad and one of its strategic objectives is to strengthen linguistic skills and support language learning.

[More information on Erasmus+](#)

If you don't remember your password, click on the “**Forgot your password?**” link.



Login to my account

If you are leaving for an Erasmus+ mobility activity, you should have received an email from your sending institution/organisation with a login and a password to access the platform.

If you are a National Agency or a Beneficiary, you should have received an automated email from the Erasmus+ OLS with a login and a password to access the platform.

If you did not receive it or if you have lost this information, you can contact us using the form in the [Contact us section on this website](#).

Login

Password

[Forgot your password? Click here to reset it.](#)

LOGIN

If you encounter problems, contact the Erasmus+ OLS technical support team by clicking on “**Contact us**” in the upper right-hand corner of your screen.



4. Complete your Erasmus+ OLS profile


Once logged in, you are asked to edit your profile and complete it with your personal information as well as those details about your Erasmus+ mobility (type of mobility, country of destination, start and end date of your mobility period). Fields marked with a red asterisk * are mandatory (all fields are mandatory).

The language of the assessment you are going to take, indicated under the label “**Language to test**”, has been selected by your sending institution/organisation as the main language of instruction for your mobility period. You cannot modify this field. If you believe this language is incorrect, please stop completing your profile and get in contact with your sending institution/organisation immediately.

Last name* <input type="text" value="Last name"/>	First name* <input type="text" value="First name"/>
Gender <input checked="" type="radio"/> M <input type="radio"/> F <input type="radio"/> Other	Contact email * <input type="text"/>
Nationality * <input type="text" value="Please choose..."/>	Year of birth * <input type="text" value="Please choose..."/>
Mother tongue * <input type="text" value="Please choose..."/>	Type of mobility* <input type="text" value="Please choose..."/>
Language to test * <input type="text" value="English"/>	Country of destination* <input type="text" value="Please choose..."/>

Estimated start of the mobility period* <input type="text" value="December"/> <input type="text" value="2014"/>	Sending institution / organisation <input type="text" value="Test BEN 01"/>
Period of mobility <input type="text" value="12 months"/>	Time zone* <input type="text" value="(GMT-00:00) UTC"/>
Estimated end of the mobility period* <input type="text" value="December"/> <input type="text" value="2015"/>	

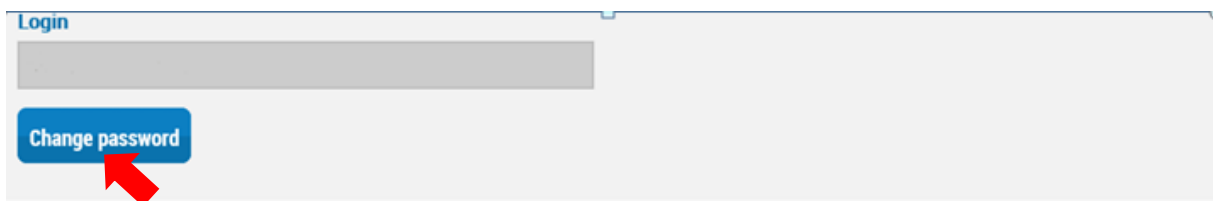
Privacy
 I accept the terms on data protection and data privacy of the [legal notice](#) *

Save these modifications 

Please also enter your time zone, since - at a later stage - this might become important for the tutoring sessions, if you are selected by your sending institution/organisation to attend the OLS online language course. Therefore you should indicate the time zone in which you will be studying or working during your mobility.

Before clicking on "Save these modifications" you should read the 'Legal Notice' on data protection. You must accept the terms on data protection and data privacy before saving your profile, otherwise you will be unable to proceed.

If you would like to modify the password that you have received by e-mail, click on "**Change password**".



Once you have completed your profile, click on "**Save these modifications**" to continue. Please note that you need to complete your profile before starting the language assessment.

5. Access the Erasmus+ OLS language assessment

Once you have completed your profile, an introductory page to the language assessment is displayed. If you need to modify your profile, click on "**Edit profile**", in the top left corner of the screen.



This page contains a series of information such as:

- The duration of your language assessment;
- The composition of the language assessment you will take, i.e. grammar, vocabulary, key communicative phrases, listening comprehension and reading comprehension;
- The difficulty level in which your language assessment progresses (via "computerized adaptive testing", the difficulty level of the entire assessment adapts to the mobility participant's ability level);
- Some advice on how to perform the language assessment comfortably.

At the end of your language assessment, only the final result is displayed on the screen without any feedback on your assessment performance (number of right and/or wrong answers).



Welcome to the Erasmus+ OLS language assessment.

You are requested to complete this language assessment in the language you will use to study, work or volunteer during your Erasmus+ mobility.

By completing this assessment, you can find out what your current language level is.



The online assessment takes approximately **40 to 50 minutes** and consists of five sections with a total of 70 questions:

- ▶ Grammar (20 questions)
- ▶ Vocabulary (15 questions)
- ▶ Key communicative phrases (15 questions)
- ▶ Listening comprehension (10 questions)
- ▶ Reading comprehension (10 questions)

The questions are progressively adapted to suit your language level so don't worry if the questions suddenly become easier or more difficult.

We advise you to take the assessment in a quiet environment with a stable internet connection. At any moment during the assessment, you can save and continue later, but keep in mind that once you have completed the assessment and received the results, you cannot do it again.

While you are taking the assessment, the system does not display the correct answers on the screen. Once you have finished the language assessment, your results are displayed on the screen and a copy of these results is also sent to you by e-mail.

The results of your language assessment do not influence your participation in the Erasmus+ mobility. The results according to the Common European Framework of

By clicking on “**Start the language assessment**” at the bottom of the page, you can start your assessment.

Start the language assessment



The system will then check the compatibility of your computer.

COMPATIBILITY OF YOUR EQUIPMENT

Test your equipment

Congratulations!

Your configuration matches the minimal specifications to access Erasmus+ OLS.

Start the language assessment

Resolution	✓ 1920 x 1080
Browser	✓ Mozilla Firefox 32.0
Flash Player or HTML5	✓ Flash Player 15.0.0
Cookies	✓ OK

Once the compatibility check is done and your configuration matches the minimal specifications, click on “**Start the language assessment**”.

After the compatibility check, the system tests your audio configuration. Click on “**Click to listen**” to check if your loudspeakers or headphones play the audio sample correctly. (Please make sure your speakers are turned on).

 Language assessment - English

Sound set-up for the language assessment


In order to be able to answer the listening comprehension questions, your loudspeakers (or headphones) must be plugged in and functioning.

Erasmus+ suggests you test your sound configuration before beginning the language assessment. Make sure that your loudspeakers (or headphones) are correctly plugged in and verify that the sound is not on 'Mute'!

Click on the button 'Play' below to test your sound configuration.

Did you hear the sound played?

Yes No

Click to listen: 

You should click on **"Yes"** if the sound test worked. In the event that the audio test failed you should click on **"No"** and another message will appear including a list of actions for setting up the audio.


After clicking on **"Yes"** and then on **"continue"**, you can finally start your language assessment.

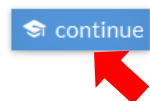
 Language assessment - English

Sound set-up for the language assessment

Perfect! Your loudspeakers (headphones) are configured correctly. You can begin your language assessment by clicking on the button 'continue'!

Good luck!

Click to listen: 



6. Perform the Erasmus+ OLS language assessment

The online language assessment, with a total of 70 questions, includes the following sections:

1. Grammar (20 questions)
2. Vocabulary (15 questions)
3. Key communicative phrases (15 questions)
4. Listening comprehension (10 questions)
5. Reading comprehension (10 questions)

The average time taken to perform the assessment is approximately 40 to 50 minutes. However, there is no time limit and you may take as long as you wish to complete the assessment.

These sections aim to evaluate your communicative competence as well as your grammatical, semantic, lexical and spelling skills in an integrated manner.

At any moment during the assessment you can save and continue later, although only completed sections are saved, therefore for any sections that you have only partially completed your answers will be lost. If you have to quit the language assessment, or if you experience a technical problem, you will be able to re-start it from the beginning of the section you were at previously. Keep in mind that once you have selected your answer and clicked on "**continue**", you will not be able to go back to the previous question for revision. If you don't know the answer to a question, click on "**continue**" and carry on with your assessment without selecting an answer.

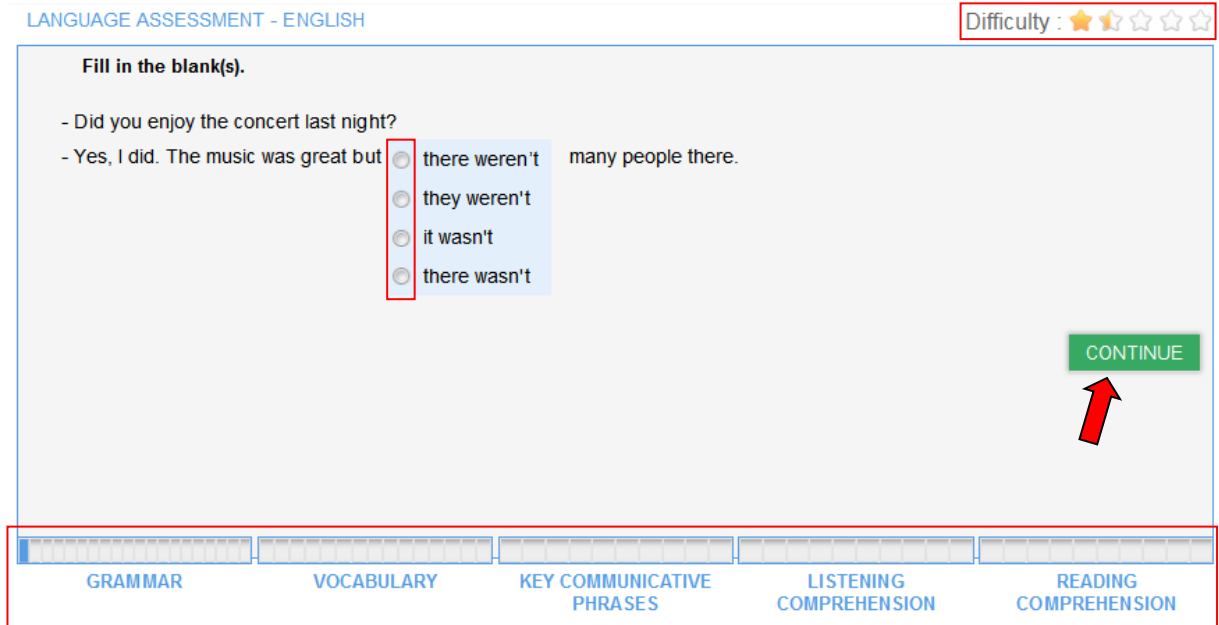
6.1 Grammar

The first section assesses your grammatical competence. This grammar section includes two types of exercise: multiple choice and cloze test questions (a gap-filling task), and comprises 20 questions.

The example below shows a multiple choice exercise in which you have to choose the right option from a list of terms by clicking on the small circle beside each option. Then, you click on "**continue**" to move to the next question.

In the top right corner of the screen, you can view the difficulty level of each question: it will increase or decrease in complexity to suit your language level. The system starts, by default, with a question situated at level A2 (CEFR). At the bottom of the page, you can check the

progress of your assessment. Each filled cell indicates the number of answered questions. The progress bar shows the 5 sections you will have to go through to complete your assessment.



The next screenshot shows the other type of exercise used in this section: the cloze test. According to the context and the meaning of the extract, you will have to type in, by clicking on the blank(s), the right form in number (and/or gender depending on the variables of the selected study language) for:

- nouns
- articles
- adjectives
- pronouns.

You will also be asked to insert:

- the right tense and conjugated form of the verbs (depending on the variables of the selected study language)
- the right prepositions and adverbs.

LANGUAGE ASSESSMENT - ENGLISH

Difficulty : ★★☆☆☆

Fill in the blank(s).

- Have you seen the new film with Leonardo DiCaprio?
- No, I seen it.

[CONTINUE](#)

GRAMMAR VOCABULARY KEY COMMUNICATIVE PHRASES LISTENING COMPREHENSION READING COMPREHENSION

For each section completed, you will be notified as indicated below:

- the part (Grammar, Vocabulary, etc.) that you have finished
- the number of remaining parts
- the next section you will have to go through.

 Language assessment - English**Grammar**

You have completed part 1 (Grammar) of this test.
You still have 4 part(s) to complete. The next set of questions tests your Vocabulary.

-
Good luck!

[continue](#)

6.2 Vocabulary

The second section evaluates your lexical competence by means of the vocabulary section, consisting of 15 questions. Like the previous section, you will have to answer multiple choice and cloze ("gap-filling") questions, by choosing the right term (noun, adjective, verb, pronoun, or preposition) with reference to a given context.

LANGUAGE ASSESSMENT - ENGLISH

Difficulty : ★☆☆☆☆

The sun always rains shines snows hails in tropical countries!

GRAMMAR VOCABULARY KEY COMMUNICATIVE PHRASES LISTENING COMPREHENSION READING COMPREHENSION

The vocabulary section also includes questions testing your basic general knowledge:

LANGUAGE ASSESSMENT - ENGLISH

Difficulty : ★☆☆☆☆

Choose the right answer.

The hospital employs two hundred nurses waitresses patients lawyers

GRAMMAR VOCABULARY KEY COMMUNICATIVE PHRASES LISTENING COMPREHENSION READING COMPREHENSION

6.3 Key communicative phrases

The third section, consisting of 15 questions, assesses your communication skills. The ability to use the language correctly and appropriately in order to accomplish communication goals is assessed here by means of multiple-choice questions. The aim is to evaluate how you interact in the target language through a series of short dialogues.

Again, you will have to choose the right answer from a set of given options:

LANGUAGE ASSESSMENT - ENGLISH Difficulty : ★☆☆☆☆

Fill in the blank(s).

- You want a cup of coffee?
 Will you
 Would you like
 Do you like

- I'd love one, thanks!

[CONTINUE](#)

GRAMMAR VOCABULARY **KEY COMMUNICATIVE PHRASES** LISTENING COMPREHENSION READING COMPREHENSION

Or you will have to pick the most suitable question to a given answer:

LANGUAGE ASSESSMENT - ENGLISH Difficulty : ★☆☆☆☆

Fill in the blank(s).

Ask the right question.

- How do you pronounce your surname?
 How do you say
 How do you speak
 How do you spell

- B-R-O-W-N.

[CONTINUE](#)

GRAMMAR VOCABULARY **KEY COMMUNICATIVE PHRASES** LISTENING COMPREHENSION READING COMPREHENSION

6.4 Listening comprehension

The fourth section, consisting of 10 questions, assesses your listening comprehension skills. Each question is based on an audio extract. You can check your playback device by clicking on the speaker icon on the right-hand side of the introductory screen. To listen to the track, click on the speaker. You will be able to listen to each audio extract a maximum of 3 times.


 Language assessment - English

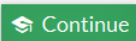
Key communicative phrases

You have completed part 3 (Key communicative phrases) of this test.
You still have 2 part(s) to complete. The next set of questions tests your Listening comprehension.

Each question in this section is based on an audio extract. To listen to the extract, click on the speaker. You can listen to it 3 times maximum. You can test the mechanism by clicking on the speaker opposite.

Good luck!




 Continue

We advise that you read the list of proposed options at least once. Each exercise is in the form of a multiple-choice test based on a short dialogue. Among the possible tasks to accomplish, and according to the difficulty level at which you are working, you will have to choose the appropriate sentence that exemplifies, by means of a rephrased sentence, the main point or an aspect of the audio extract. For example, the transcript of the exercise below is: "Speaker: Jim, how long do you spend on the computer every day? - Jim: usually 4 hours during the week but I don't work on it at the weekend":

LANGUAGE ASSESSMENT - ENGLISH Difficulty : ★☆☆☆☆

Select the appropriate sentence.



- Jim works on the computer on a day-to-day basis.
- Jim works on the computer at the weekend.
- Jim spends almost half a day on the computer every day.
- Jim doesn't work on the computer during the week.


CONTINUE

GRAMMAR VOCABULARY KEY COMMUNICATIVE PHRASES LISTENING COMPREHENSION READING COMPREHENSION

Or you will simply have to identify a word or a phrase used in the dialogue as shown in the two screenshots below:

LANGUAGE ASSESSMENT - ENGLISH Difficulty : ★☆☆☆☆

Which question do you hear in the text?




- Who do you know?
- How do you know?
- Who do they know?
- How do they know?

CONTINUE

GRAMMAR VOCABULARY KEY COMMUNICATIVE PHRASES LISTENING COMPREHENSION READING COMPREHENSION

LANGUAGE ASSESSMENT - ENGLISH Difficulty : ★☆☆☆☆

Which question do you hear in the text?



- What does she like?
- Who does she like?
- What does she look like?
- What is she like?


[CONTINUE](#)

GRAMMAR VOCABULARY KEY COMMUNICATIVE PHRASES LISTENING COMPREHENSION READING COMPREHENSION

This section once again assesses your communication skills in the sense that you will have to choose the appropriate response to a question contextually. Here the audio extract says, "How are you, Howard?":

LANGUAGE ASSESSMENT - ENGLISH Difficulty : ★☆☆☆☆

Select the appropriate response.



- I'm fine, a little tired.
- I'm fine, a little interested.
- I'm fine, a little funny.
- I'm fine, a little difficult.

[CONTINUE](#)

GRAMMAR VOCABULARY KEY COMMUNICATIVE PHRASES LISTENING COMPREHENSION READING COMPREHENSION

You might be asked to identify the communication context of a conversation, indicated by a series of elements (dial tone, the type of language used: "Charles speaking", etc.):

LANGUAGE ASSESSMENT - ENGLISH Difficulty : ★☆☆☆☆

Select the appropriate sentence.



- Charles and Simon are talking on the telephone.
- Charles wants to know what time it is.
- Charles and Simon are in a meeting.
- Charles and Simon meet in the street.

CONTINUE

GRAMMAR VOCABULARY KEY COMMUNICATIVE PHRASES LISTENING COMPREHENSION READING COMPREHENSION

6.5 Reading comprehension

The final section, consisting of 10 questions, aims to evaluate your ability to understand a written passage of a text. Vocabulary knowledge and text comprehension are the other two abilities being assessed here. According to the level of difficulty you are at, the type of passages presented (newspaper and advertisement excerpts, situation descriptions, dialogue extracts, literary passages) may be more clearly articulated and refer to more specific contexts:

LANGUAGE ASSESSMENT - ENGLISH Difficulty : ★☆☆☆☆

Choose the right answer.

- How often do you go swimming, Paul?
- Once or twice a month. I don't have much free time now that I have my children.

- Paul often goes swimming.
- Paul has little free time.
- Paul goes swimming every week.
- Paul doesn't go swimming anymore.

CONTINUE

GRAMMAR VOCABULARY KEY COMMUNICATIVE PHRASES LISTENING COMPREHENSION READING COMPREHENSION

Here you will have to understand the vocabulary in context – your knowledge on a particular subject is not tested – and find the right answer according to the similarity in meaning between two terms or between a term and its phrasal form and vice versa:

LANGUAGE ASSESSMENT - ENGLISH

Difficulty : ★☆☆☆☆

Choose the right answer.

'Fish and Chips' is the most famous British meal; traditionally it is served in an old newspaper and is eaten with salt and vinegar. There is a lot of fat in the chips so it is not a very healthy meal, but it is very tasty!

- 'Fish and Chips' is very good for your health.
- It is a very tasteless meal.
- Eating 'Fish and Chips' is recommended by nutritionists.
- 'Fish and Chips' is a well-known British dish.

CONTINUE

GRAMMAR

VOCABULARY

KEY COMMUNICATIVE
PHRASESLISTENING
COMPREHENSIONREADING
COMPREHENSION

7. Results of the language assessment


Upon completing all 5 assessment sections, you will receive a detailed analysis of your performance as shown in this result page here below:

Erasmus+ Online Linguistic Support
👤
Dec 30, 2014
[Report a problem](#)

RESULTS OF YOUR LANGUAGE ASSESSMENT IN ENGLISH



Your detailed English language levels in the assessed language competences are:

<p> Reading comprehension</p> <p>A2 You can read very short, simple texts. You can find specific, predictable information in simple everyday material such as advertisements, prospectuses, menus and timetables and you can understand short simple personal letters.</p>	<p> Listening comprehension</p> <p>A1- You are a beginner and you are taking your first steps in the language.</p>	<p> Grammar</p> <p>A1- You are a beginner and you are taking your first steps in the language.</p>
<p> Vocabulary</p> <p>A1- You are a beginner and you are taking your first steps in the language.</p>	<p> Key communicative phrases</p> <p>A1- You are a beginner and you are taking your first steps in the language.</p>	 <p style="background-color: #333; color: white; padding: 2px; display: inline-block; font-size: 10px;">Save and print your evaluation report</p>

The results of your language assessment do not prevent you from taking part in the Erasmus+ mobility. The results according to the **CEFR** are accessible to you and your Higher Education sending institution or EVS coordinating organisation. For Higher Education students, the results are not communicated to the receiving institution/ organisation. For EVS volunteers, the results are not communicated to the other organisation(s) in your project. However, you are free to send the results to them.

At the end of your Erasmus+ mobility period, you will be required to complete another language assessment to check the progress made in your language competences during your stay abroad. The European Commission uses aggregated data of the language assessment results for statistical purposes.

Take the opportunity to complete your European Language Passport and thus improve your CV



The upper part of the screen, on the left-hand side, indicates your overall score level according to the CEFR, along with a brief description of the level obtained. The illustration on the right-hand side indicates where you currently are on your learning pathway.

RESULTS OF YOUR LANGUAGE ASSESSMENT IN ENGLISH



In the centre of the page, more detailed feedback for each competence is shown.

Your detailed English language levels in the assessed language competences are:

Reading comprehension

A2 You can read very short, simple texts. You can find specific, predictable information in simple everyday material such as advertisements, prospectuses, menus and timetables and you can understand short simple personal letters.

Listening comprehension

A1- You are a beginner and you are taking your first steps in the language.

Grammar

A1- You are a beginner and you are taking your first steps in the language.

Vocabulary

A1- You are a beginner and you are taking your first steps in the language.

Key communicative phrases

A1- You are a beginner and you are taking your first steps in the language.



By clicking on "**Save and print your evaluation report**" you will be able to print out a screenshot of your assessment results.



Please also keep in mind that you cannot repeat your language assessment once you have completed it and received your results.






This might be a good opportunity to make the most of your assessment. We recommend you update your CV with your recent language level. At the bottom of the page, you will find a link to the Europass page in order to compile your own Europass Curriculum Vitae or download the CV template to complete later on.



Instructions on how to fill out your Europass CV or Language Passport

You will be asked to fill in a form indicating your native language. In the section below, "**other languages**", you should insert the language for which you have been assessed (and/or any other languages that you may know by means of self-assessment) and the results obtained in your language assessment. By clicking on one of the language skills, you can add your level scores by scrolling through a drop-down list that includes the descriptors of the CEFR.

Mother tongue(s) French	Other language(s) English
-----------------------------------	-------------------------------------

English				
Self-assessment of language skills				
UNDERSTANDING		SPEAKING		WRITING
 Listening	 Reading	 Spoken interaction	 Spoken production	 Writing

Other language(s)

English ×

Self-assessment

UNDERSTANDING

🎧
A1 - Basic User (Listening) ×

📖
Reading - Select from list ▼

SPEAKING

🗣️
Spoken interaction - Select from list ▼

🗣️
Spoken production - Select from list ▼

Only you and the institution in charge of your selection or coordinating your EVS project will receive the results of your language assessment. For Higher Education students, results will not be communicated to the receiving institution/organisation. For EVS volunteers and VET trainees, results will not be communicated automatically to other organisation(s) in the project.

The results of the Erasmus+ OLS language assessments do not prevent anyone from taking part in the Erasmus+ mobility programme. Results may be used by the sending institution/coordinating organisation to identify the participants most in need of linguistic support.

At the end of your Erasmus+ mobility period, you are required to complete another language assessment to check the progress made in your language competence during your stay abroad. There is no difference between the first (prior to mobility) and the second Erasmus+ OLS language assessment (at the end of your mobility). The questions might be different as the assessment is adaptive. Since both assessments are based on the same principles, your improvement of language skills during your mobility period can be measured.

There are no negative repercussions if your language level has not changed during your Erasmus+ mobility programme. If your language level has not changed during your stay abroad, it will have no direct, negative consequences on your participation in the Erasmus+ programme – however, to make the most of your stay abroad, you should be dedicated to learning the language of your work, studies or volunteering.

The European Commission might use aggregated data of language assessment results for statistical purposes.

8. Helpdesk

If you encounter problems while you are taking the language assessment, contact our support service by clicking on “**Report a problem**” in the upper right-hand corner at any time during the language assessment.



9. Data protection

9.1 Disclaimer

The Erasmus+ Online Linguistic Support (OLS) is a service financed by the European Commission within the framework of the Erasmus+ Programme.

Altissia, on behalf of the project Consortium (Centre de Langues, Université Catholique de Louvain and Altissia International S.A.), maintains this website to promote its initiatives to the public. The material on this website is for information and learning purposes only.

The Consortium's goal is to keep this information timely and accurate. If errors are brought to our attention, we will try to correct them.

The contents of the language assessments, courses and all related areas accessible to Erasmus+ mobility participants are the sole responsibility of the Consortium and can in no way be taken to reflect the views of the European Commission and the Executive Agency on Education, Audiovisual and Culture (EACEA).

The restricted area of the licence management system concerning National Agencies and Erasmus+ sending institutions/organisations is fed with data extracted from the European Commission's IT tools and is subject to modifications by them. This data is covered by the legal basis of Directive 95/46 and Regulation 45/2001.

This information is:

- of a general nature only and is not intended to address the specific circumstances of any particular individual or entity;
- not necessarily comprehensive, accurate, complete or up to date;
- sometimes linked to external sites over which Altissia, on behalf of the Consortium, has no control and for which Altissia, on behalf of the Consortium, assumes no responsibility;
- not professional or legal advice (if you need specific advice, you should always consult a suitably qualified professional).

Altissia, on behalf of the Consortium, reserves the right, under direct instruction by the EACEA, to suspend, change, modify, add or remove portions of the website at any time.

This disclaimer is not intended to limit the liability of Altissia, on behalf of the Consortium, in contravention of any requirements laid down in applicable national law, nor to exclude its liability for matters which may not be excluded under that law.

Liability for content

Although the webmaster is very careful in creating and updating this website, they cannot guarantee the accuracy of the information. The information contained in this site may be subject to change without notice. The webmaster is not liable for any omission or error in its pages nor for any consequences arising from the use of the provided information and instruction.

Incoming and outgoing hyperlinks

The implementation of hyperlinks within the site to other sites, and generally towards all existing resources on the internet, is not the responsibility of the author of <http://erasmusplusols.eu>. Similarly, other websites with a hyperlink to this site are not the author's responsibility; therefore they decline any liability for their content.

If you would like to link to the site <http://erasmusplusols.eu>, you must contact the author of the site in advance.

9.2 Privacy statement

The following statement explains our policy regarding the personal information we collect about you.

Overview

The Erasmus+ Online Linguistic Support (hereinafter "OLS") is an initiative of the European Union. It is part of Erasmus+, the European programme for Education, Training, Youth and Sport. It is steered by the European Commission and implemented by its Executive Agency for Education, Audiovisual and Culture (hereinafter the "EACEA").

The OLS is dedicated to respecting the privacy of its users. It provides a secure and safe environment for participants of mobility programmes to learn foreign languages. The following statement outlines the policies by which the OLS collects, manages and uses the data provided by its users. As the OLS – which encompasses the licence management tool, the language

assessment, as well as the language courses – collects and further processes personal data, it is subject to Regulation (EC) no. 45/2001 of the European Parliament and of the Council, of 18 December 2000, on the protection of individuals with regard to the processing of personal data by the European Community institutions and bodies and on the free movement of such data (OJ L8 of 12.1.2001, p. 1).

The various tools present on the OLS allow users to submit information in order to participate in OLS activities. When registering online and submitting other information, the data is collected and further processed for the purposes detailed hereafter under point 1. The relevant processing operations thereof fall under the responsibility of the Data Controller, who is the Head of Unit A1 – Erasmus+ Schools, Prospective Initiatives, Programme Coordination at the EACEA (see point 6 below for contact information).

9.2.1 What personal information do we collect, and for what purpose?

(a) Information relating to mobility participants:

The European Commission's DG EAC transmits to the EACEA your e-mail address. The following information may then be collected directly from you by the EACEA.

Registrant data: last name, first name, gender, contact e-mail, nationality, year of birth, mother tongue, type of mobility, language to test, country of destination, estimated start of the mobility period, sending institution, period of mobility, time zone, estimated end of the mobility period. All mandatory data.

The European Commission, the EACEA and Altissia (on behalf of the Consortium) are not liable for any information or documents uploaded by third parties.

Results of language assessments and courses.

Other optional data submitted by participants of mobility programmes on the OLS (e.g., messages in forums, online discussions and threads, files and pictures). Not providing any optional data will not put the participants at a disadvantaged position.

(b) Information relating to National Agencies and Erasmus+ sending institutions/organisations is provided by the DG EAC to the EACEA:

Institutional data: Project number, PIC number, project name, project start date, project end date, project contact person, project contact telephone number, contact project e-mail, number of licences for language assessments and number of licences for language courses.

(c) Purpose of the processing:

Participants in Erasmus+ mobility programmes have to assess their language competence both before and after their stay abroad. In addition, participants will have the opportunity to take online language courses. The data processing OLS tool is necessary in order to provide these services.

In particular, the storage, processing and displaying of data is necessary to:

- enable the OLS to function;
- allow OLS registrants to communicate and collaborate in the spirit of mutual trust and respect;
- extract aggregate data for statistical purposes.

Aggregated statistics are collected regularly, including, but not limited to, the results of the language assessment.

Aggregated data of mobility participants may be used only for the purpose of carrying out analysis, monitoring and information sharing by National Agencies, the EACEA and the European Commission. Altissia, on behalf of the consortium, cannot use and/or exploit any of the data without specific authorisation.

In an effort to maximise user experience, the OLS may keep track of user frequency, habits, preferences and settings.

9.2.2 Who has access to your information and to whom is it disclosed?

Personal data will never be used for marketing purposes.

For the purposes detailed above, access to data is strictly limited to:

- The European Commission, the EACEA and National Agencies: aggregate data only.

- Service provider Altissia that acts on behalf and under the instructions of the EACEA: full set of data.
- Data related to individual participants of mobility programmes is accessible to their sending institution/organisation, which has access to the backend licence management system OLS and which can then decide on its use.
- For EVS volunteers, the results will not be communicated to the other organisation(s) in the project.

Whenever possible, data will be processed in an anonymous manner, especially if transferred to third-parties for research purposes.

Other data submitted by mobility participants on the OLS (e.g., messages in forums, online discussions and threads, files and pictures) are only visible to other registered users related to the area of the platform where they have been uploaded. However, the administrator of such areas may decide to make part of the data publicly available. In this case, the registrant has the right to delete the information concerning him/herself.

9.2.3 How do we protect and safeguard your information?

The collected personal data and all related information are stored on secured servers of the service provider (Altissia) for the duration of the contract with the Consortium.

The operations of the service provider's computer centres contractually abide by the European Commission's security directives and provisions established by the Directorate of Security for these kinds of servers and services. The standard security measures exist for the site hosting the Altissia servers, i.e. the most recently patched and updated operating system and software, antivirus protection, firewall, regular security auditing and network security scans, applied IT security policy, vulnerability testing and intrusion detection system.

9.2.4 How can you verify and rectify your information?

To exercise your rights, such as the right of access and rectification of inaccurate or incomplete personal data, you may do this yourself online. You may also contact the Controller (see below under 10.2.6).

9.2.5 How long do we keep your data?

Data related to statistics and research purposes is kept for the entire duration of the OLS. At the end of the contract, the Consortium will hand over all information and data to the EACEA and will not keep a copy of confidential information, documents and personal data in any format.

In case the mobility participant profiles are automatically deactivated or deleted, no data will be visible to other OLS users. Data will be kept only in an anonymous form that does not allow for personal identification. If users with a deactivated or deleted profile want to continue using the platform (i.e. in case of another mobility programme), they will need to register again. The data remain solely for research and monitoring purposes at the disposal of the EACEA, the European Commission, NAs and Erasmus+ sending institutions/organisations, Altissia, on behalf of the Consortium, and other third-parties under the authorisation of the Data Controller in an aggregated format.

9.2.6 Contact information

The data processing operations fall under the responsibility of the Data Controller:
Head of Unit A1 – Erasmus+: Schools, Prospective Initiatives, Programme
Coordination
Executive Agency Education, Audiovisual and Culture
Office: BOU2 01/017
Avenue du Bourget 1
1049 Brussels
Belgium

For any questions on your rights and the exercise of your rights related to the processing of personal data (like access and rectification of your personal data), please feel free to contact the Controller of the OLS at this address: EACEA-EPLUS-OLS@ec.europa.eu

9.2.7 Recourse

In case of conflict on any Personal Data Protection issue, you can contact the Controller at the above-mentioned address and functional mailbox. You can also contact the EACEA's Data Protection Officer at the following e-mail address: eacea-data-protection@ec.europa.eu.

Should the conflict not be resolved by the Controller or the Data Protection Officer you may lodge a complaint with the European Data Protection Supervisor at any time:

Website – <http://www.edps.europa.eu>;

Email – edps@edps.europa.eu.

9.2.8 Legal basis

The main legal basis for the processing of personal data is:

(a) Article 4 of Commission Decision 2009/336/EC of 20 April 2009 setting up the Education, Audiovisual and Culture Executive Agency for the management of European Community action in the fields of education, audiovisual and culture in application of Council Regulation (EC) No. 58/2003 (OJ L 101 of 21.4.2009, p. 21);

(b) Article 5 (e) of the 'Erasmus+': the European Union programme for education, training, youth and sport established by Regulation (EU) No. 1288/2013 of the European Parliament and of the Council of 11 December 2013 and repealing Decisions No. 1719/2006/EC, No. 1720/2006/EC and No. 1298/2008/EC (OJ L 347 of 20.12.2013, pp. 50–73).

9.3 Copyright

Copyright Notice

The <http://erasmusplusols.eu> site is protected by copyright. Text, images and other elements of the site are protected by copyright. Any copy, adaptation, translation, agreement, public communication, rental and other utilization of all or part of this site in any form and by any means, electronic, mechanical or otherwise, conducted for profit or in a private setting, is strictly prohibited without prior approval of the Consortium. Any copyright infringement will result in civil or criminal prosecution.

Assessment tests, language courses, and web layout graphics are the property of the Consortium.

Copyright on system data concerning National Agencies, Erasmus+ sending institutions/organisations, mobility participants and aggregated statistics rests with the European Union.

Any dispute relating to the site <http://erasmusplusols.eu> will be governed exclusively by Belgian law. The Courts of Brussels will have sole jurisdiction in any dispute.

Trademarks and trade name

Erasmus+ is a registered trademark of the European Union. The logos, web banners and signs used on this site are legally protected. Any use of these or similar names is strictly prohibited without prior written consent.

9.4 Contact

You can contact the site owner by e-mail via the contact form on the website or at its head office via the following address:

CLL, Place de l'Université 25 – 1348 Louvain-la-Neuve – Belgium

You can contact the web provider at their headquarters:

OVH, 2 rue Kellermann – 59100 Roubaix – France

9.5 Cookies

To make this site work properly, we sometimes place small data files called cookies on your device. Most big websites do this too.

What are cookies?

A cookie is a small text file that a website saves on your computer or mobile device when you visit the site. It enables the website to remember your actions and preferences (such as login, language, font size and other display preferences) over a period of time, so you do not have to keep re-entering them whenever you come back to the site or browse from one page to another.

How do we use cookies?

Some elements and videos embedded in our pages use a cookie to anonymously gather statistics on how you got there and what videos you visited.

Enabling these cookies is not strictly necessary for the website to work but it will provide you with a better browsing experience. You can delete or block these cookies, but if you do so then some features of this site may not work as intended.

The cookie-related information **is not used to identify you** personally and the pattern data is fully under our control. These cookies are not used for any purpose other than that described herein.

How to control cookies?

You can **control and/or delete** cookies as you wish – for details, see aboutcookies.org. You can delete all cookies that are already on your computer and you can set most browsers to prevent them from being placed. If you do this, however, you may have to manually adjust some preferences each time you visit a site and some services and functionality may not work.

9.6 OLS Code of Conduct

By registering on the OLS you agree with the basic principle that the OLS is a community of mobility participants based on trust and cooperation.

The OLS team advises you to:

- Ensure that the pictures you upload (on your profile area) do not infringe any copyright.
- When posting a comment in the forum, ensure that your comment is relevant to the original post. Inappropriate comments are not permitted and are subject to reporting.
- Be sure that messages you post in forums are consistent with the topic of the forum.
- Refrain from using abusive language and be respectful of each other.

It is strictly prohibited to use the OLS for commercial purposes. Any company, initiative, event or software with a commercial intent will be removed.

The OLS team cares about the mobility participants and will make sure that any abuse of the above code of conduct is not tolerated.

Good luck with your Erasmus+ OLS language assessment!